

VHF ANTENNA

Model : TH-145



1. GENERAL DESCRIPTION

Model No
TH145-BNC(M)

Below is a table summarizing the antenna design specification.

1.1 Electrical Properties


Parameter	Description
Frequency Band	140-150 MHz
Nominal Impedance	50 ohm
Polarization	Vertical
Return Loss	Please See Data-1
V.S.W.R	2.0 : 1
Note: Gain includes the cable loss	

1.2 Mechanical Properties

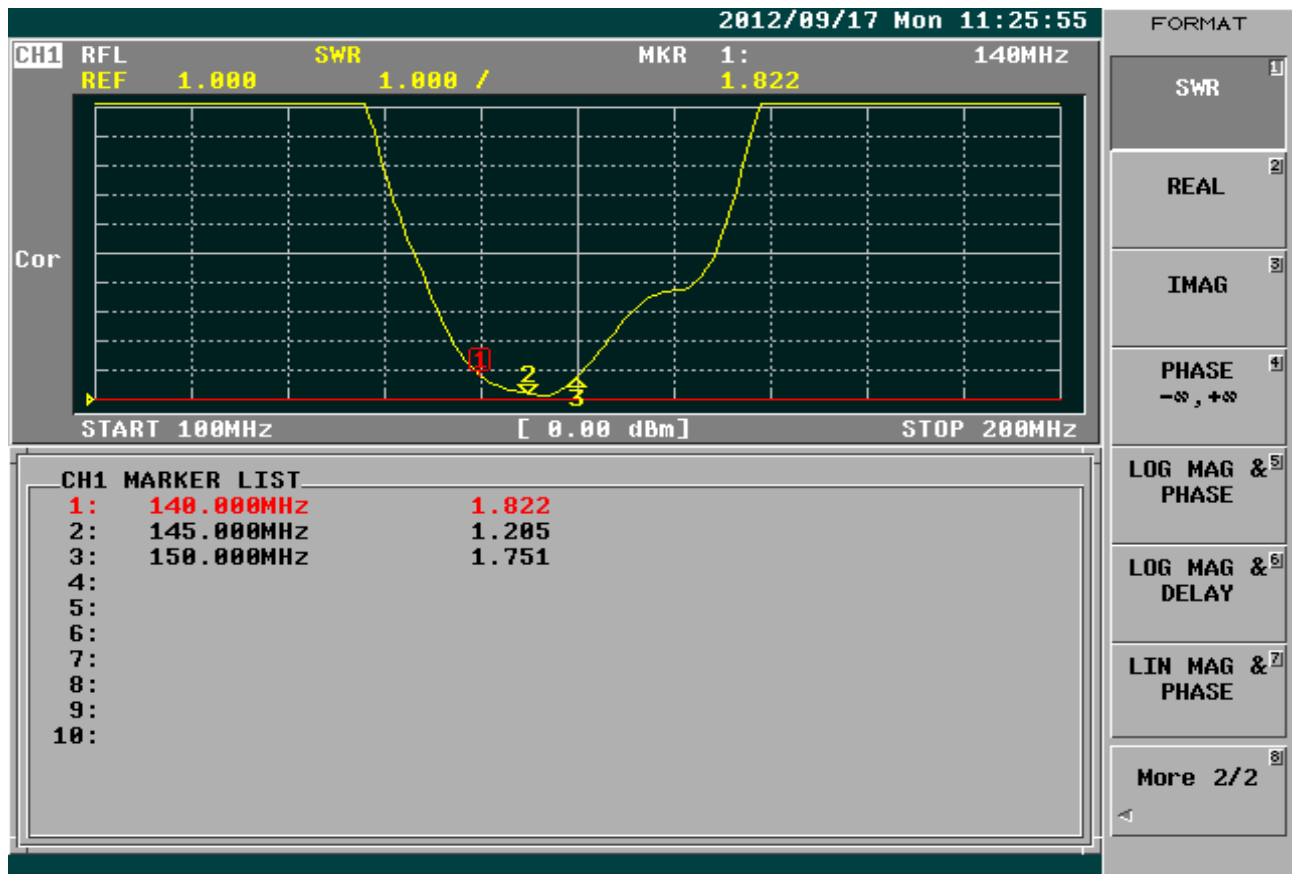
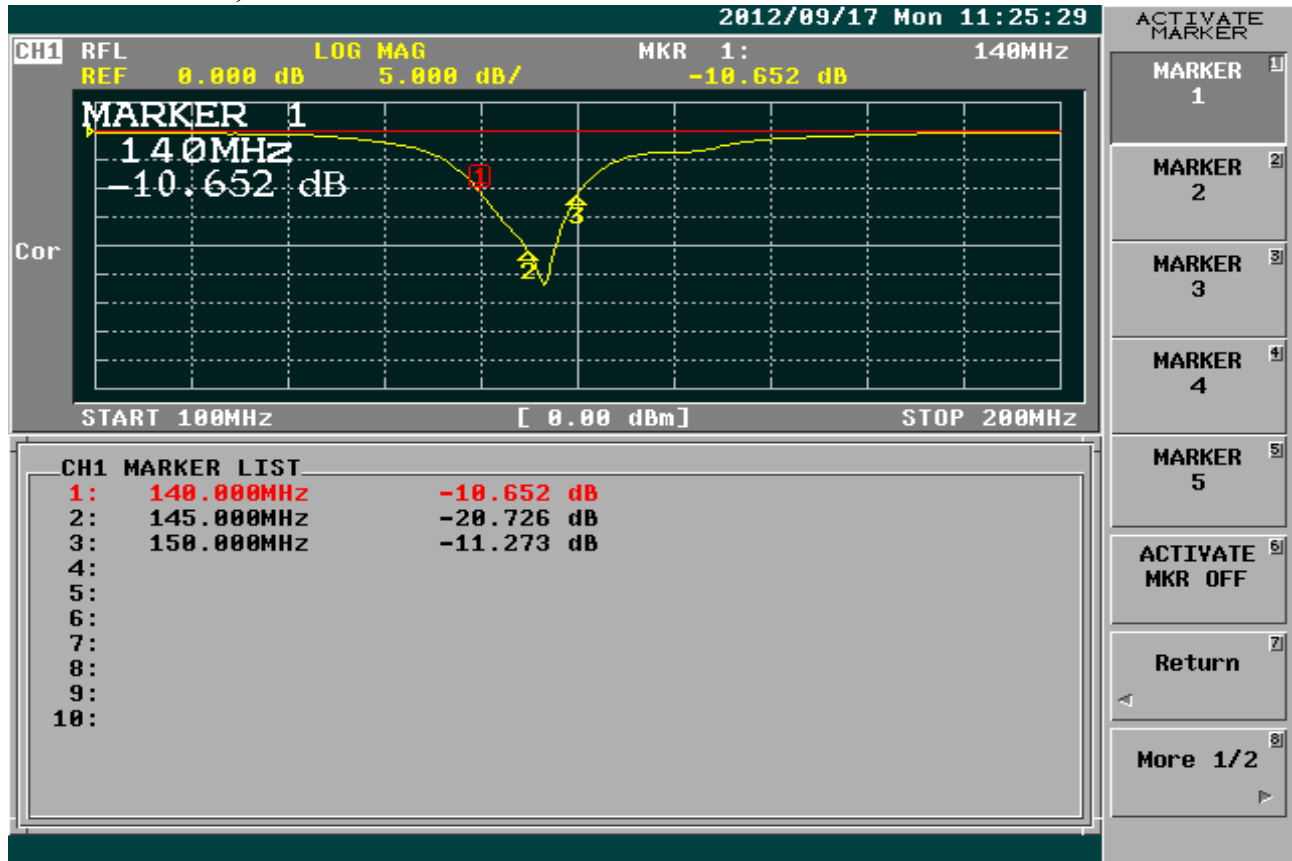
Parameter	Description
Antenna Type	External Antenna
Touch Type	Screw Type
Connector Type	BNC 180°(Male)
Antenna Dimensions	164mm ±3
Antenna Color	Black
Operating Temperature Range	-20°C~+60°C
Storage Temperature Range	-30°C~+70°C

2. Appearance

NO.	NAME	FINISH	Q, TY
01	Core tube	Black	01
02	BNC 180°(Male)	Nickel plating	01

 Third angle projection	CUSTOMER' S	MODEL	PARTS NUMBER	FREQUENCY	UNIT	SCALE	DATE	VERSION
					135-165MHz	M/M		20100805
	TOLERANCE	X. X±0.3	NAME	PARTS NUMBER	APPROVED	CHECKED	DRAWING	DESIGNED
	SURFACE ROUGHNESS	$\frac{S}{\nabla\nabla}$	APPEARANCE					

3. Return Loss, V.S.W.R. and Smith Chart





CH1 MARKER LIST

1:	140.000MHz	43.447 Ω	27.966 Ω	31.792nH
2:	145.000MHz	44.277 Ω	6.257 Ω	6.868nH
3:	150.000MHz	34.013 Ω	-17.320 Ω	61.258pF
4:				
5:				
6:				
7:				
8:				
9:				
10:				

FORMAT

LOG MAG

PHASE

DELAY

SMITH (R+jX)

SMITH (G+jB)

POLAR

LIN MAG

More 1/2