

Car Alarm 433Mhz Antenna

MODEL: TC-433A

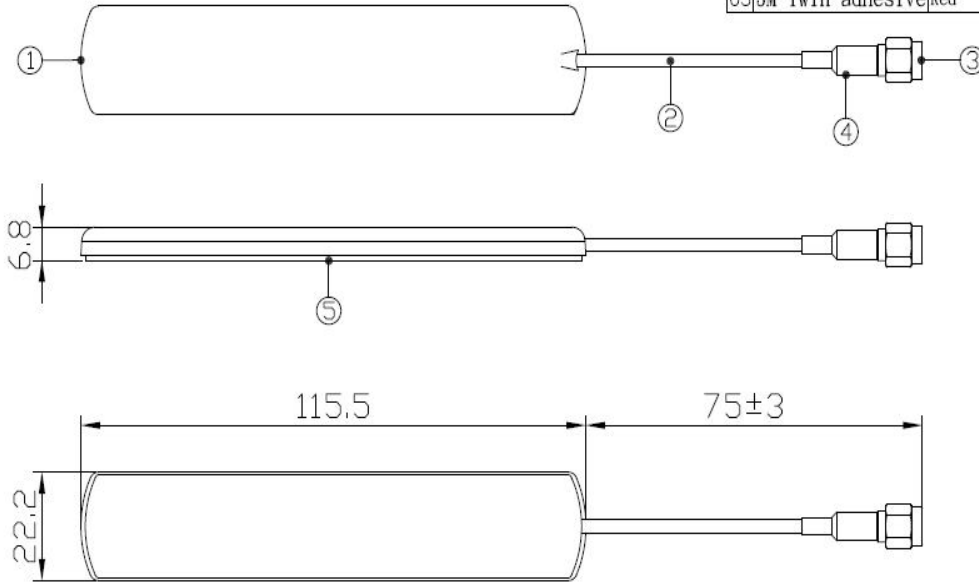


Specifications:

Frequency range:	410~450Mhz (430/433Mhz)
Gain:	0-2 dBi
V.S.W.R:	2.0:1
Impedence:	50 ohm
Cable & Connector:	RG174-75mm-SMA(M) or MMCX(M)
Dimension:	22.2 x 115.5 x 6.8 mm

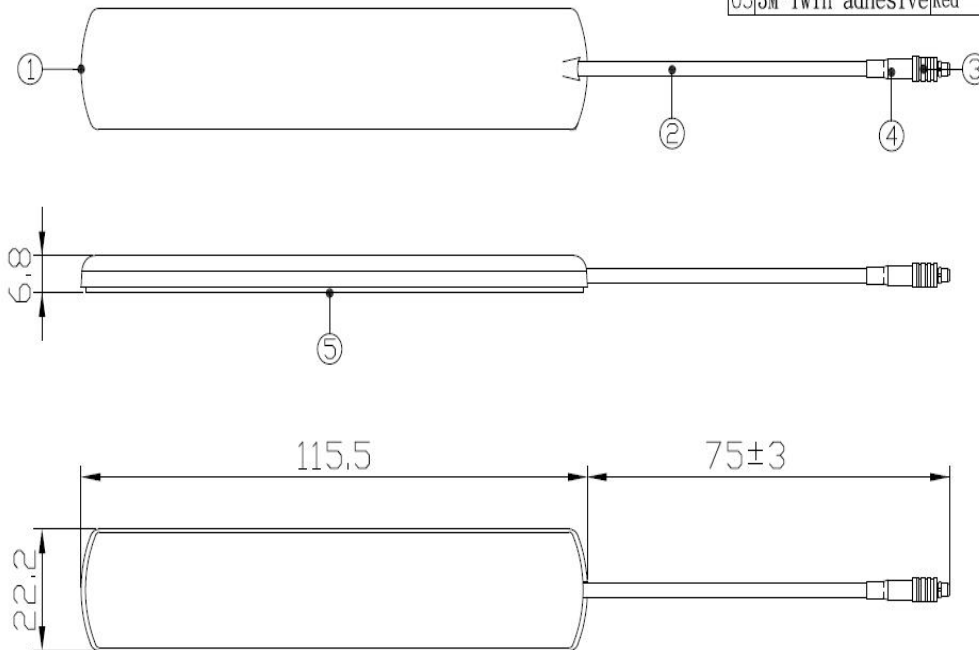
* This specification is subject to change without prior notice

NO.	圖名	外觀	用量
01	Head top	Black	01
02	RG-174A/U Cable	Black	01
03	SMA 180° (Male)	Nickel plating	01
04	Heat-shrink tube	Polyolefin	01
05	3M-Twin adhesive	Red	01

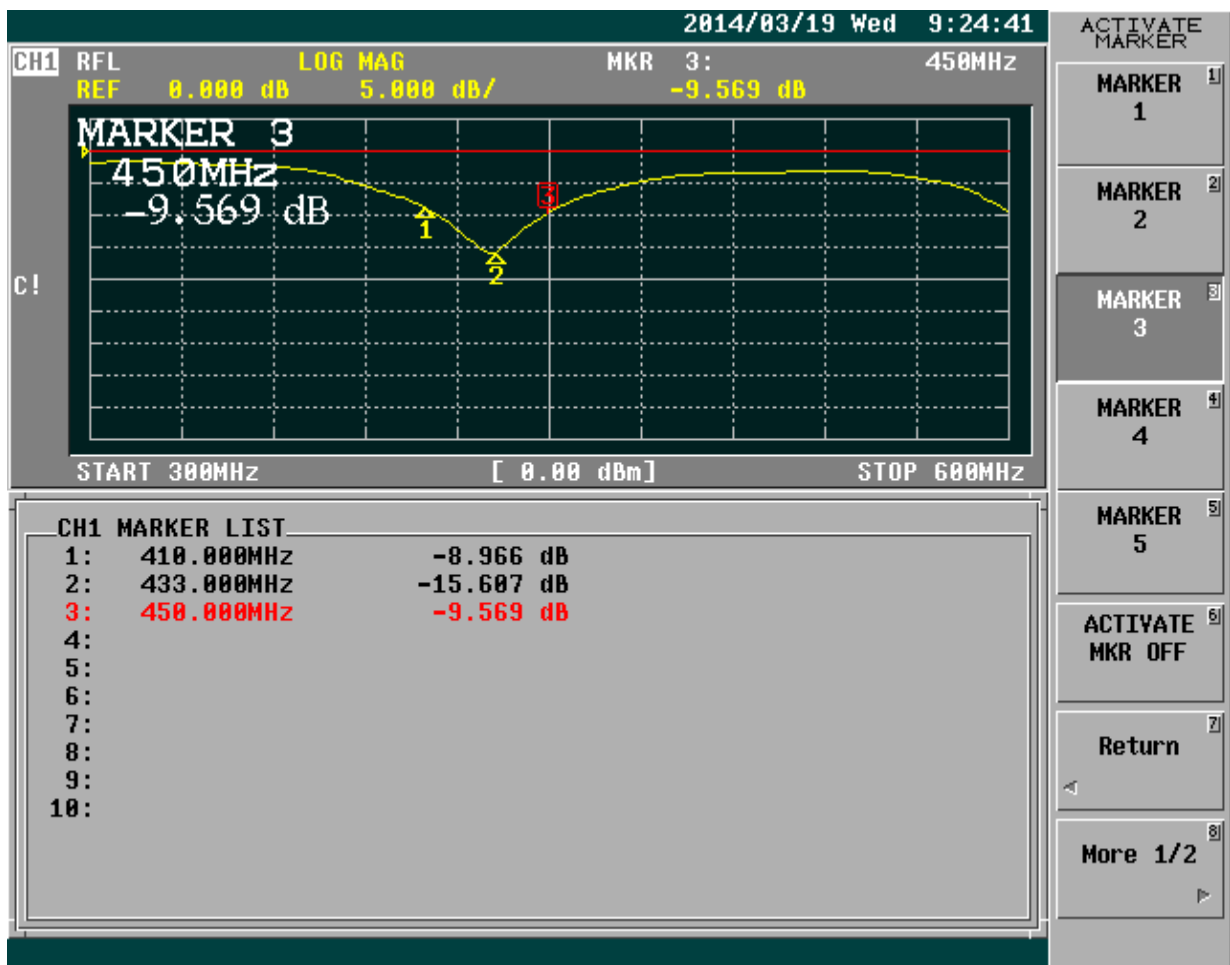


Third angle projection	CUSTOMER'S	MODEL	PARTS NUMBER	FREQUENCY	UNIT	SCALE	DATE	VERSION
					433MHz	M/M		20140217
	TOLERANCE	X. XX±0.15	NAME	PARTS NUMBER	APPROVED	CHECKED	DRAWING	DESIGNED
	SURFACE ROUGHNESS	\sqrt{S}	APPEARANCE					

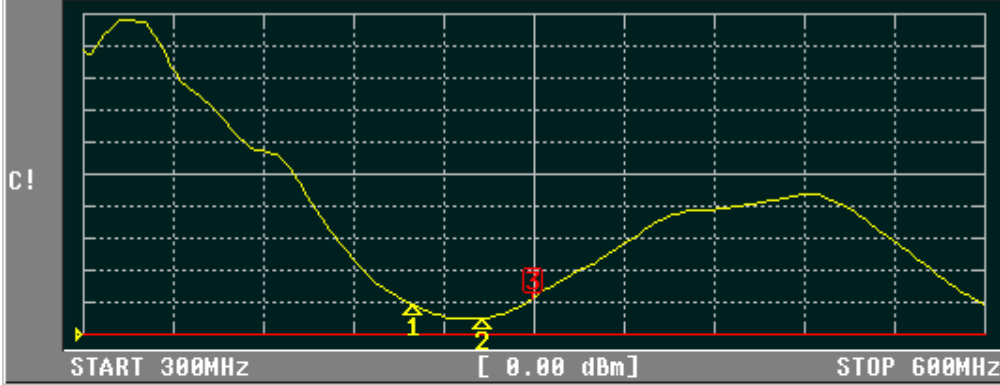
NO.	圖名	外觀	用量
01	Head top	Black	01
02	RG-174A/U Cable	Black	01
03	MMCX 180° (Male)	Colden plating	01
04	Heat-shrink tube	Polyolefin	01
05	3M-Twin adhesive	Red	01



Third angle projection	CUSTOMER'S	MODEL	PARTS NUMBER	FREQUENCY	UNIT	SCALE	DATE	VERSION
					433MHz	M/M		20140217
	TOLERANCE	X. XX±0.15	NAME	PARTS NUMBER	APPROVED	CHECKED	DRAWING	DESIGNED
	SURFACE ROUGHNESS	\sqrt{S}	APPEARANCE					



CH1 RFL SWR MKR 3: 450MHz
REF 1.888 1.888 / 2.141



CH1 MARKER LIST	
1:	410.000MHz 1.888
2:	433.000MHz 1.582
3:	450.000MHz 2.141
4:	
5:	
6:	
7:	
8:	
9:	
10:	

- SWR 1
- REAL 2
- IMAG 3
- PHASE 4
-∞ , +∞
- LOG MAG & PHASE 5
- LOG MAG & DELAY 6
- LIN MAG & PHASE 7
- More 2/2 8