

Directional MIMO Panel Antenna

for 2.5~2.7GHz

Version 1

TP-2612

Electrical Specification:

Frequency	2.5~2.7GHz
Part Number	TP-2612
Polarization	Linear
V.S.W.R.	1 : 1.5 Max
Impedance	50 OHMS $\pm 5\Omega$
Gain	12 dBi
Power handling	15W Max
Front to back ratio	30dB
HPBW / horizontal	30°
HPBW / vertical	30°
Rated Wind	3.0 lbs. (1.4 kg)
Operating Temperature	-20°C~60°C

MECHANICAL SPECIFICATION

Connector Type	N Type Female X3
Length	270*205*15mm
Weight	750g
Radome color	Gray-white
Radome material	PC and ABS

Directional MIMO Panel Antenna

for 2.5~2.7GHz

Version 1

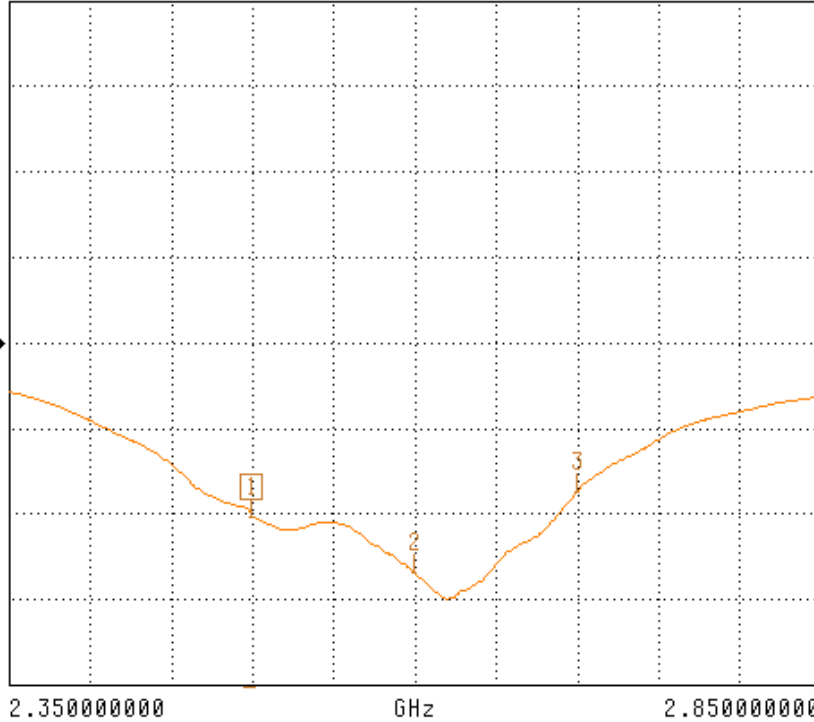
TP-2612

S11 FORWARD REFLECTION

LOG MAGNITUDE

REF=0.000 dB

10.000 dB/DIV



CH 1 - S11
REFERENCE PLANE
0.0000 mm

MARKER 1
2.500000000 GHz
-20.503 dB

MARKER TO MAX
MARKER TO MIN

2 2.600000000 GHz
-26.901 dB

3 2.700000000 GHz
-17.512 dB

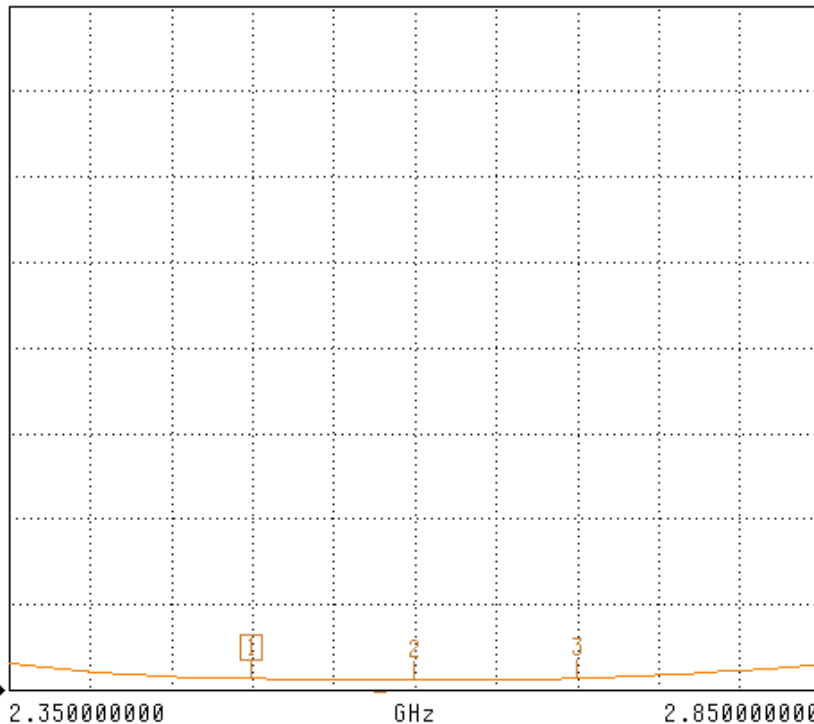
MARKER READOUT
FUNCTIONS

S11 FORWARD REFLECTION

SWR

REF=0.000 pU

10.000 U/DIV



CH 1 - S11
REFERENCE PLANE
0.0000 mm

MARKER 1
2.500000000 GHz
1.287 U

MARKER TO MAX
MARKER TO MIN

2 2.600000000 GHz
1.087 U

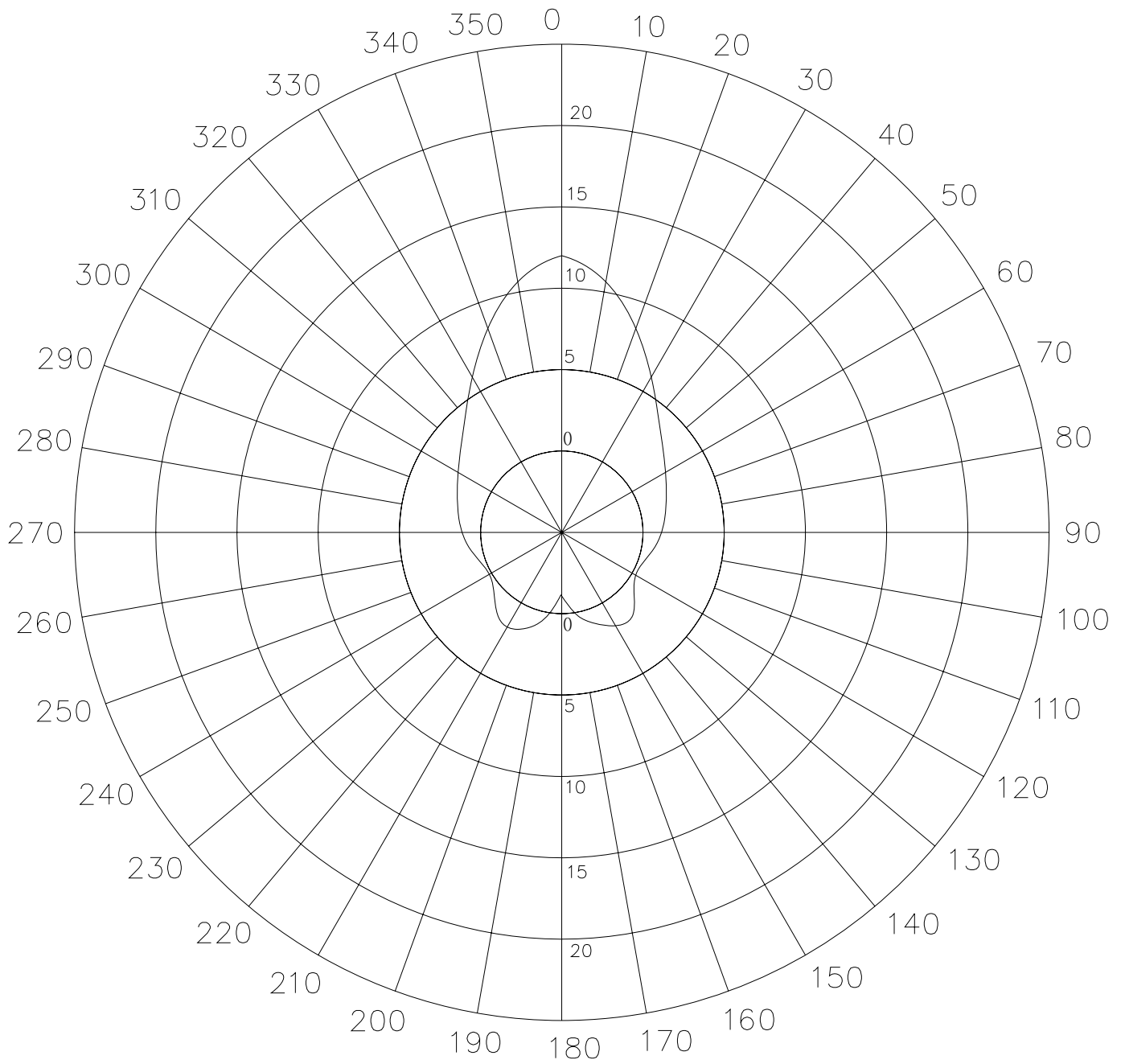
3 2.700000000 GHz
1.297 U

MARKER READOUT
FUNCTIONS

Directional MIMO Panel Antenna for 2.5~2.7GHz **Version 1**

TP-2612

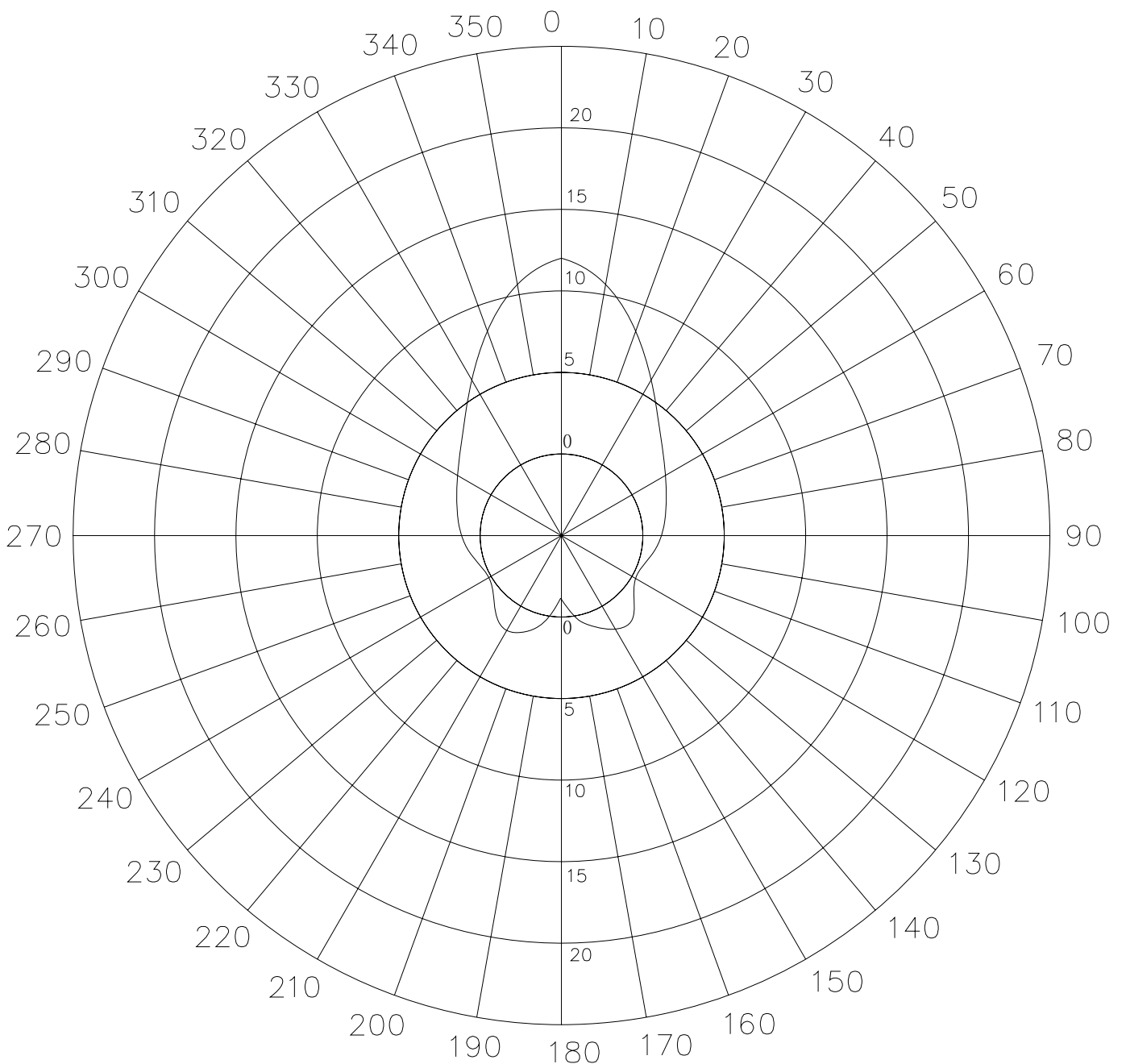
H-PLANE FIELD PATTERNS



Directional MIMO Panel Antenna for 2.5~2.7GHz Version 1

TP-2612

E-PLANE FIELD PATTERNS



Directional MIMO Panel Antenna for 2.5~2.7GHz **Version 1**

TP-2612

