

# Directional Panel Antenna

for 3.3~3.8GHz

Version 1

TP-3818

## Electrical Specification:

Frequency	3.3~3.8GHz
Part Number	TP-3818
Polarization	Linear
V.S.W.R.	1 : 1.3 Max
Impedance	50 OHMS $\pm 5 \Omega$
Gain	18 dBi
Power handling	10W Max
Front to back ratio	30dB
HPBW / horizontal	15°
HPBW / vertical	15°
Rated Wind	3.0 lbs. (1.4 kg)
Operating Temperature	-20°C~60°C

## MECHANICAL SPECIFICATION

Connector Type	N Type Female
Length	263 x 263 x 48mm
Weight	1.46Kg
Radome color	Gray-white
Radome material	PC and ABS

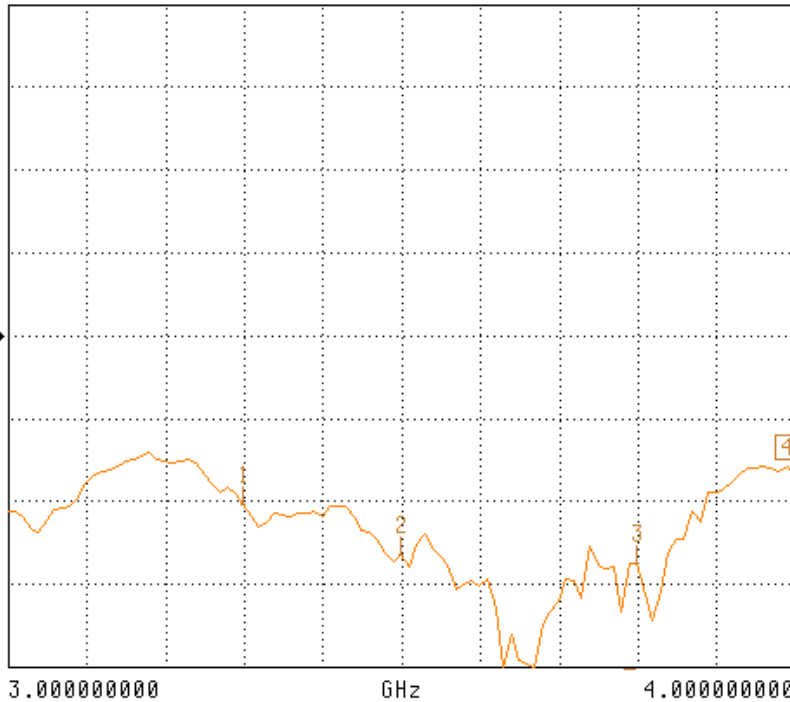
# Directional Panel Antenna

## for 3.3~3.8GHz

Version 1

S11 FORWARD REFLECTION

LOG MAGNITUDE REF=0.000 dB 10.000 dB/DIV



CH 1 - S11  
REFERENCE PLANE  
0.0000 mm

MARKER 4  
4.000000000 GHz  
-17.161 dB

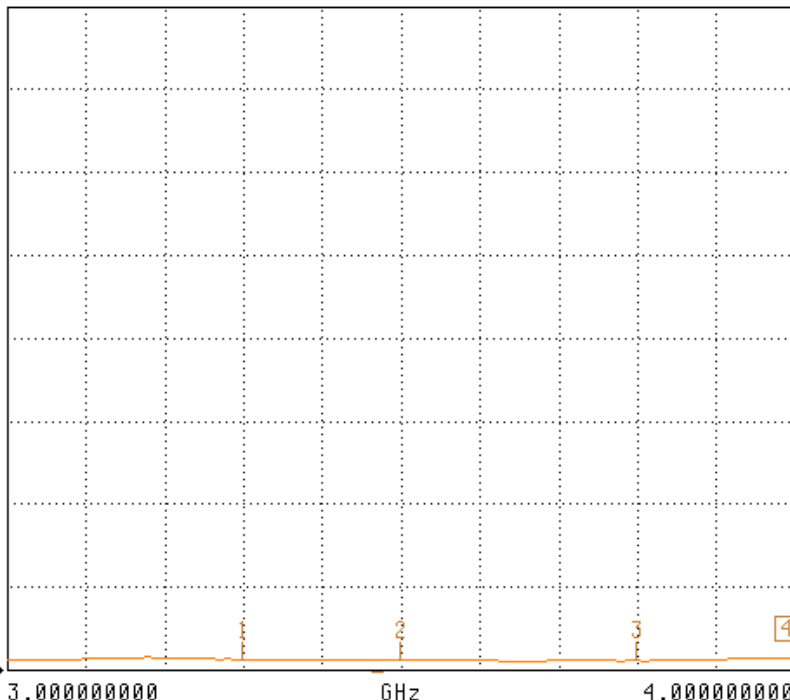
MARKER TO MAX  
MARKER TO MIN

- 1 3.300000000 GHz  
-20.500 dB
- 2 3.500000000 GHz  
-26.527 dB
- 3 3.800000000 GHz  
-27.466 dB

MARKER READOUT  
FUNCTIONS

S11 FORWARD REFLECTION

SWR REF=0.000 pU 10.000 U/DIV



CH 1 - S11  
REFERENCE PLANE  
0.0000 mm

MARKER 4  
4.000000000 GHz  
1.325 U

MARKER TO MAX  
MARKER TO MIN

- 1 3.300000000 GHz  
1.220 U
- 2 3.500000000 GHz  
1.085 U
- 3 3.800000000 GHz  
1.075 U

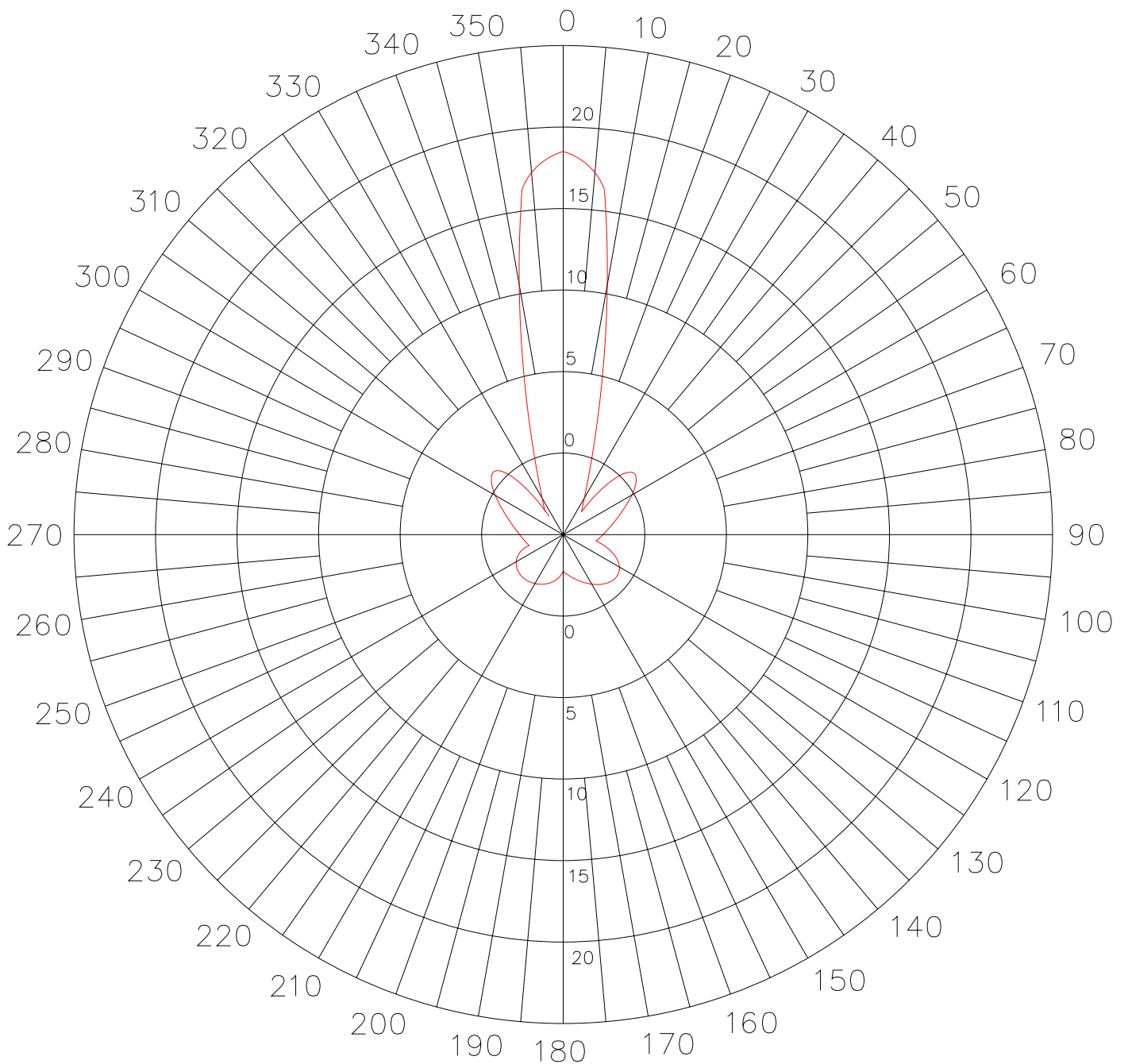
MARKER READOUT  
FUNCTIONS

# Directional Panel Antenna

for 3.3~3.8GHz

Version 1

## H-PLANE FIELD PATTERNS

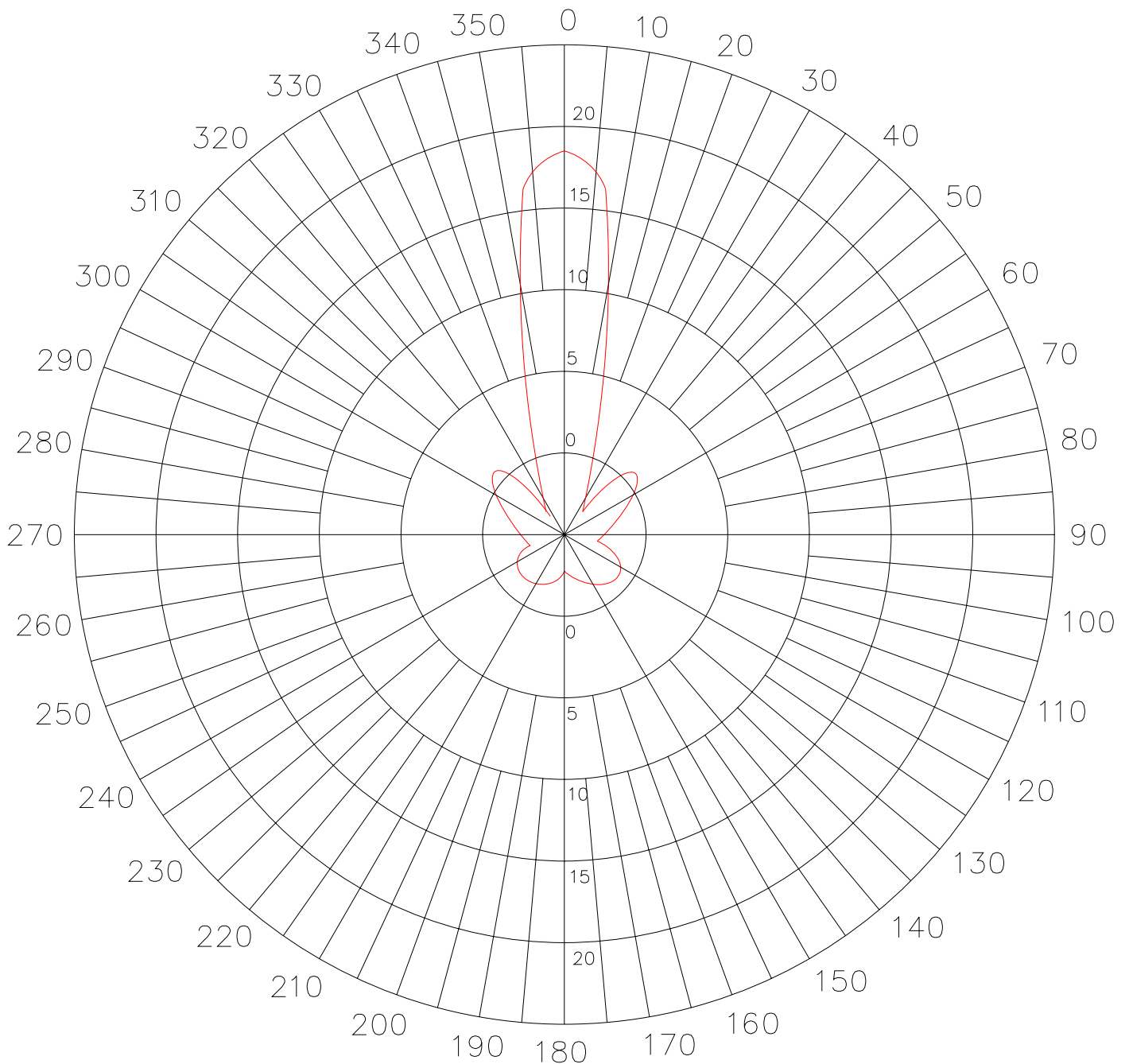


# Directional Panel Antenna

for 3.3~3.8GHz

Version 1

## E-PLANE FIELD PATTERNS



# Directional Panel Antenna

for 3.3~3.8GHz

Version 1

