

WIFI Directional Panel Antenna

MODEL: TP-248

For image/Data/Voice communication and Wireless LAN system



Specifications:

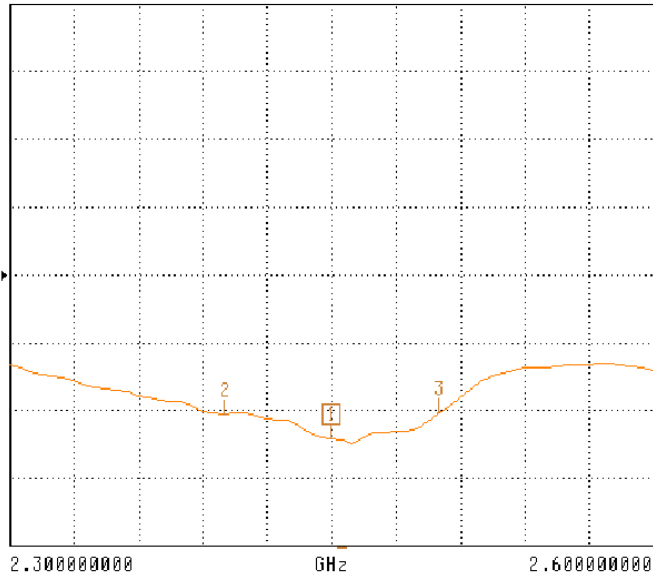
Frequency range:	2.4~2.5GHz
Gain:	18 dBi
V.S.W.R:	1 : 1.5 Max
Impedence:	50 OHMS $\pm 5\Omega$
Connector:	N Type Female
Dimension:	270 x 205 x 15mm
Weight:	1000g
Polarization	Linear
Power handling	10W Max
Front to back ratio	30dB
HPBW / horizontal	30°
HPBW / vertical	20°
Radome color	Gray-white
radome material	PC and ABS

* This specification is subject to change without prior notice

TP-248

S11 FORWARD REFLECTION

LOG MAGNITUDE REF=0.000 dB 10.000 dB/DIV



CH 1 - S11
REFERENCE PLANE
0.0000 mm

MARKER 1
2.450000000 GHz
-24.549 dB

MARKER TO MAX
MARKER TO MIN

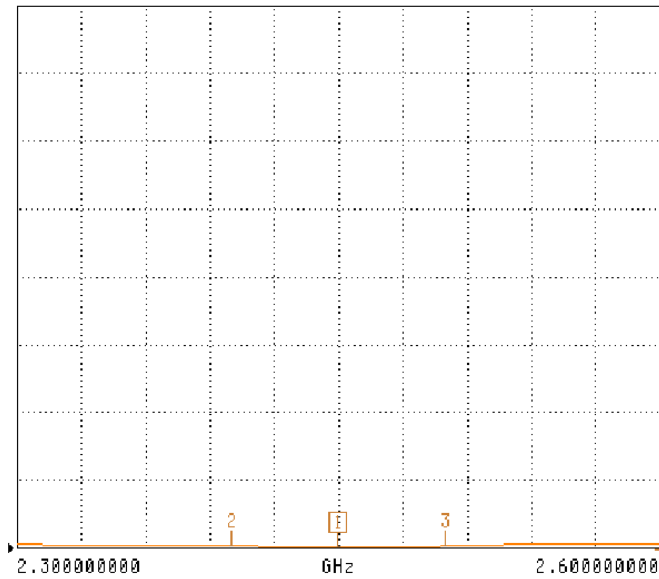
2 2.400000000 GHz
-20.609 dB

3 2.500000000 GHz
-20.300 dB

MARKER READOUT
FUNCTIONS

S11 FORWARD REFLECTION

SWR REF=1.000 U 10.000 U/DIV



CH 1 - S11
REFERENCE PLANE
0.0000 mm

MARKER 1
2.450000000 GHz
1.128 U

MARKER TO MAX
MARKER TO MIN

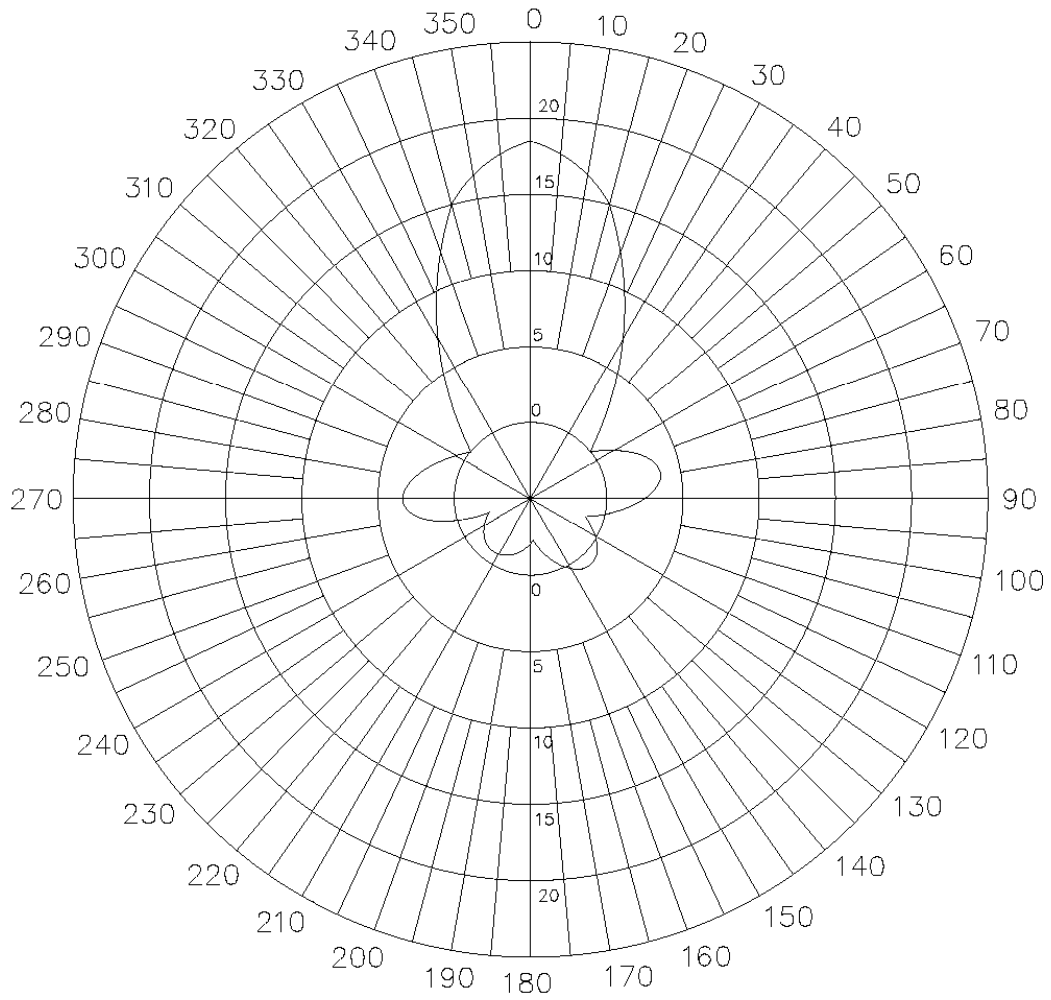
2 2.400000000 GHz
1.231 U

3 2.500000000 GHz
1.236 U

MARKER READOUT
FUNCTIONS

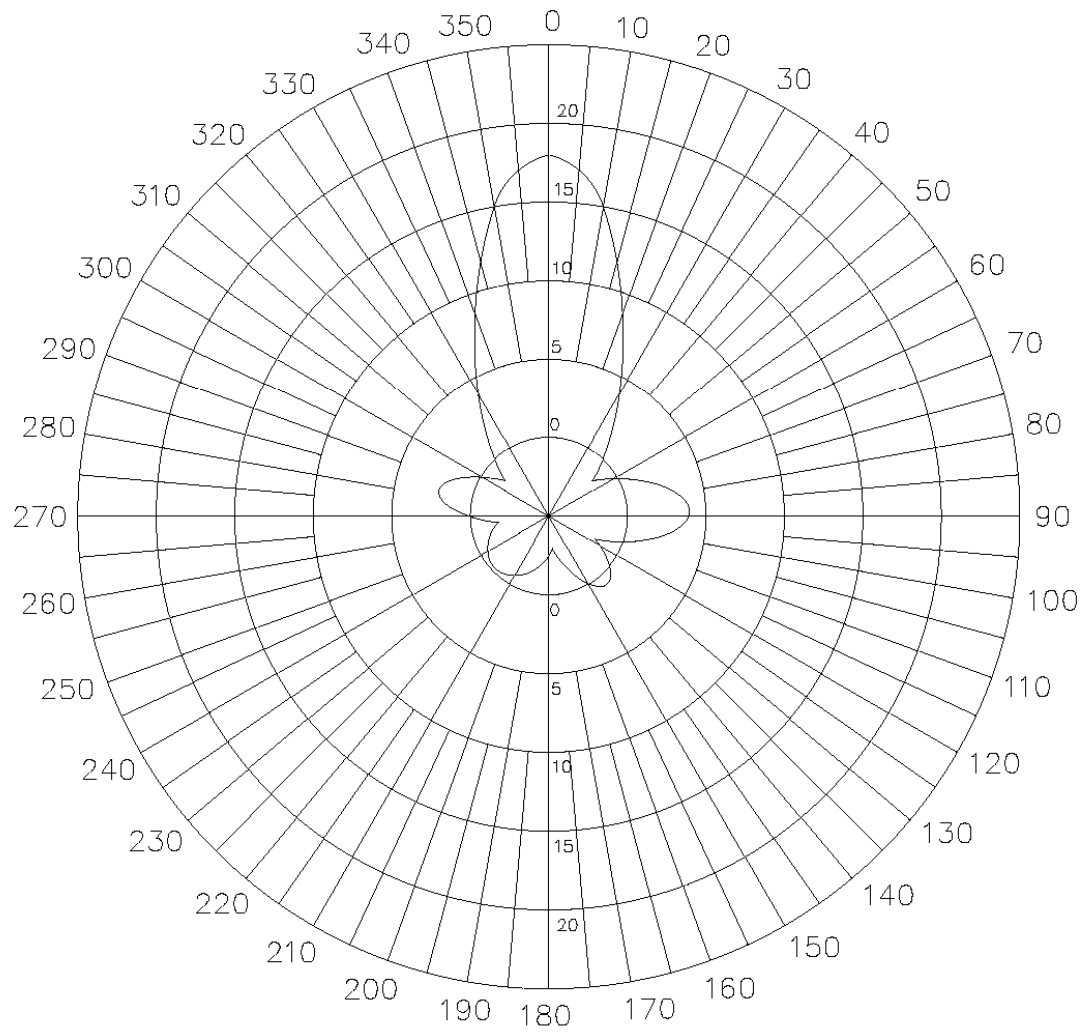
TP-248

H-PLANE FIELD PATTERNS



TP-248

E-PLANE FIELD PATTERNS



TP-248

