

Omni Directional Antenna

for 802.11a/b/g Version 1

TH-2458

Electrical Specification:

Frequency	2.4~2.5/5.1~5.9GHz
Part Number	TH-2458
Polarization	Linear
V.S.W.R.	1 : 1.5 Max
Impedance	50 OHMS $\pm 5 \Omega$
Gain	4/7 dBi
Power handling	10W Max
Front to back ratio	N/A
HPBW / horizontal	360°
HPBW / vertical	10/8°
Rated Wind	3.0 lbs. (1.4 kg)
Operating Temperature	-20°C~60°C

MECHANICAL SPECIFICATION

Connector Type	N Type Male
Length	$\Phi 23 \times 220\text{mm}$
Weight	115 g
Radome color	white
Radome material	glass fiber

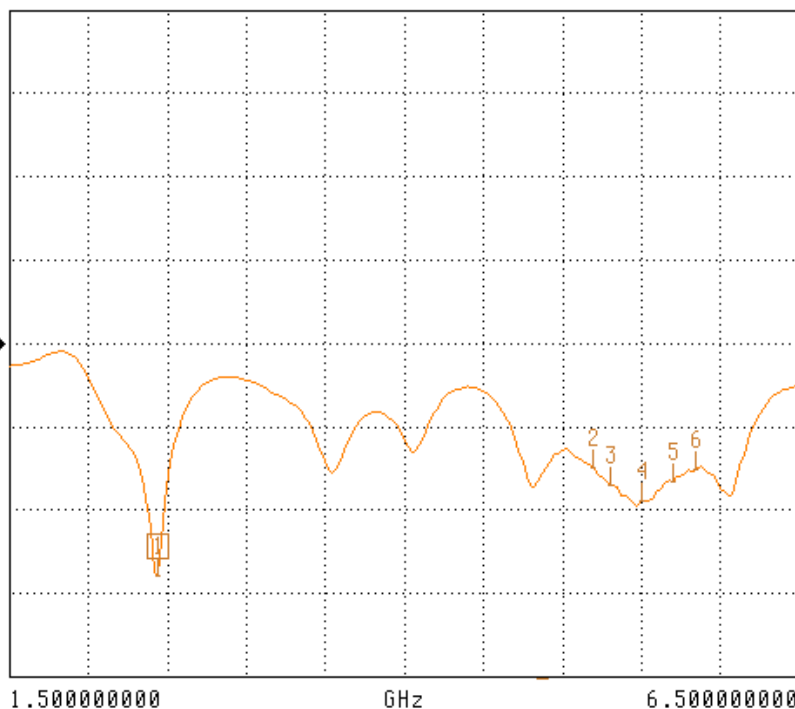
Omni Directional Antenna

for 802.11a/b/g Version 1

TH-2458

S11 FORWARD REFLECTION

LOG MAGNITUDE REF=0.000 dB 10.000 dB/DIV



CH 1 - S11
REFERENCE PLANE
0.0000 mm

MARKER 1
2.450000000 GHz
-27.947 dB

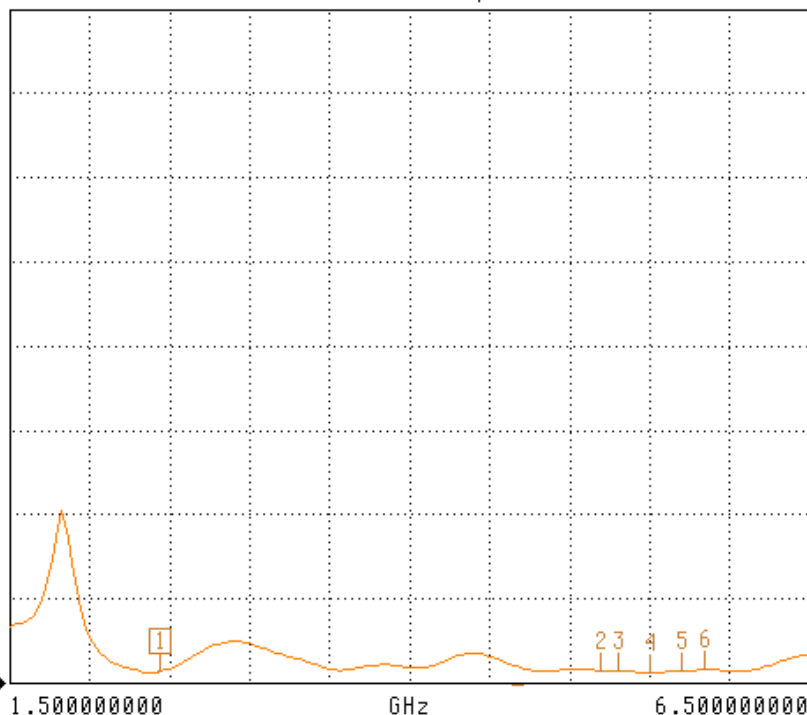
MARKER TO MAX
MARKER TO MIN

2	5.200000000 GHz	-15.065 dB
3	5.300000000 GHz	-17.091 dB
4	5.500000000 GHz	-18.952 dB
5	5.700000000 GHz	-16.582 dB
6	5.850000000 GHz	-15.136 dB

MARKER READOUT
FUNCTIONS

S11 FORWARD REFLECTION

SWR REF=0.000 pU 10.000 U/DIV



CH 1 - S11
REFERENCE PLANE
0.0000 mm

MARKER 1
2.450000000 GHz
1.342 U

MARKER TO MAX
MARKER TO MIN

2	5.200000000 GHz	1.446 U
3	5.300000000 GHz	1.346 U
4	5.500000000 GHz	1.207 U
5	5.700000000 GHz	1.390 U
6	5.850000000 GHz	1.499 U

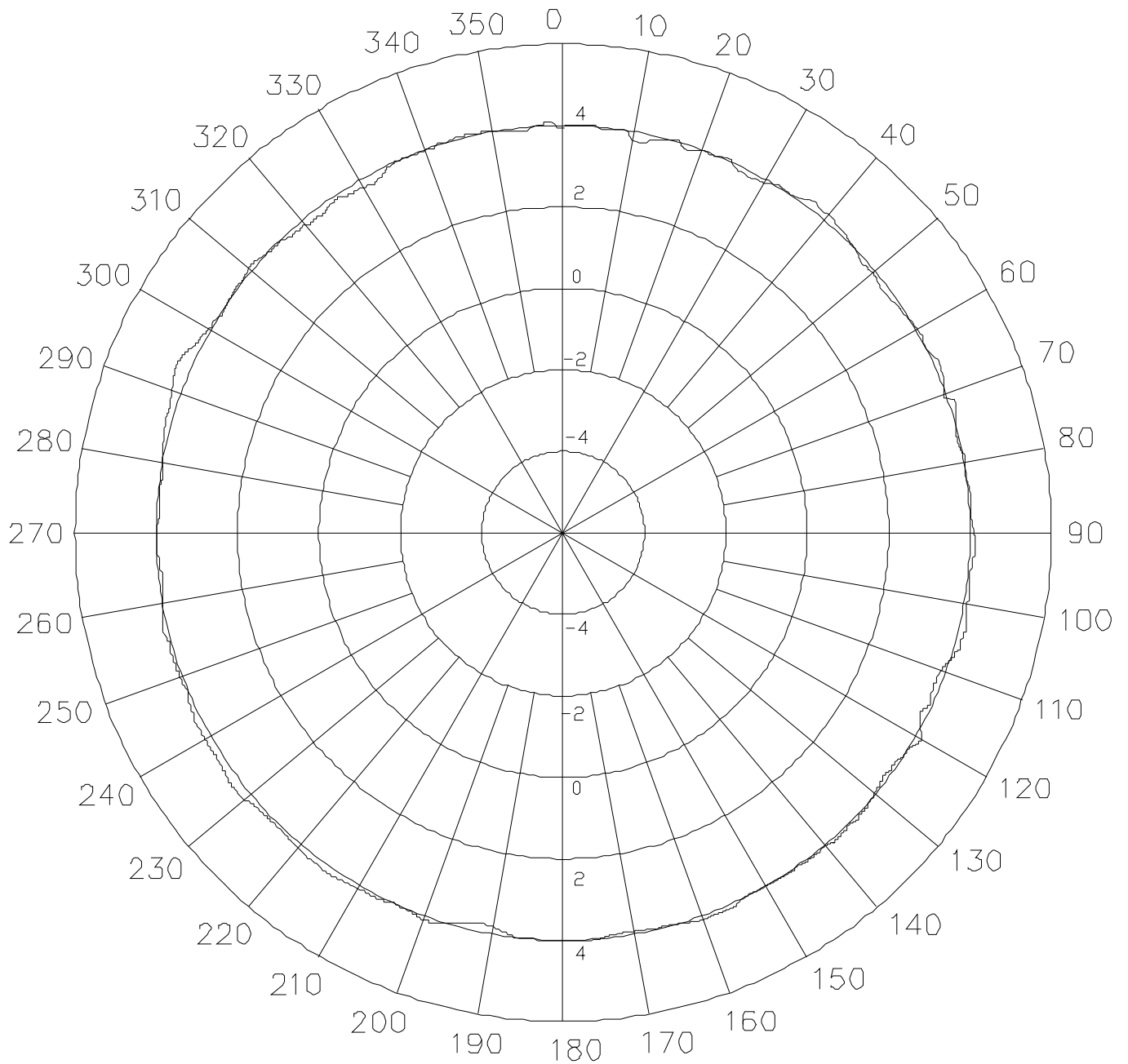
MARKER READOUT
FUNCTIONS

Omni Directional Antenna

for 802.11a/b/g Version 1

TH-2458

H-PLANE FIELD PATTERNS for 2.4G

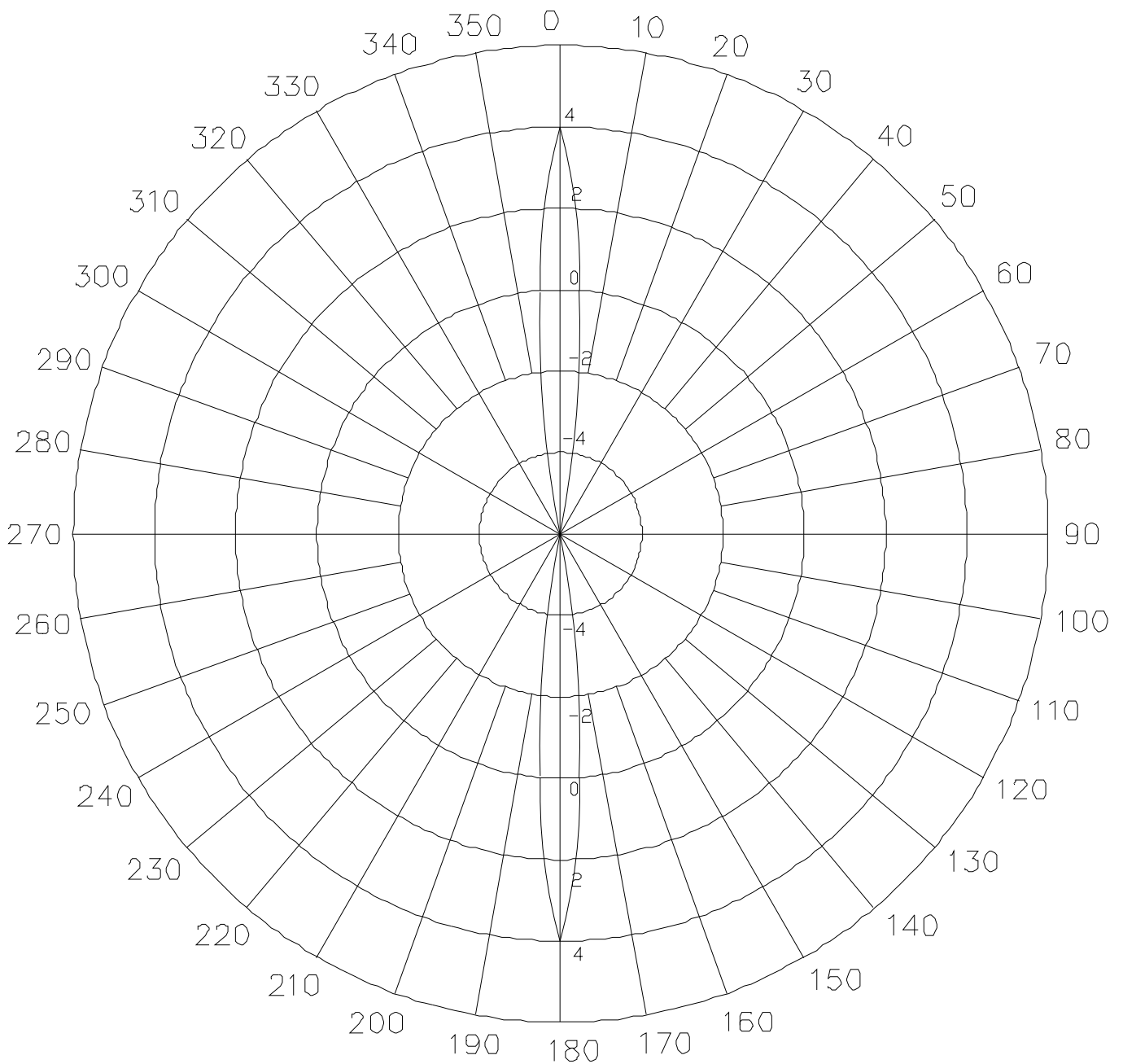


Omni Directional Antenna

for 802.11a/b/g Version 1

TH-2458

E-PLANE FIELD PATTERNS for 2.4G

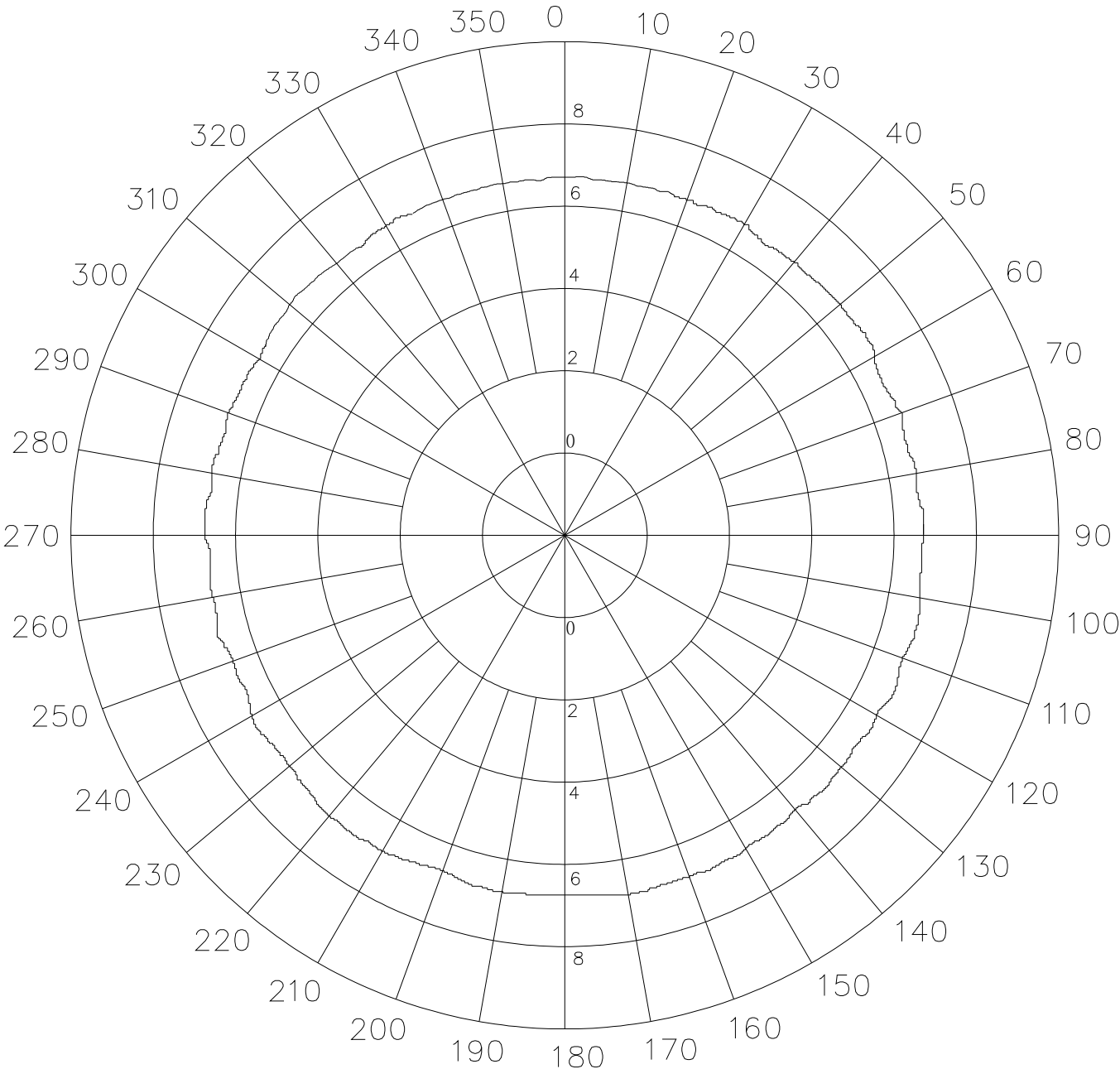


Omni Directional Antenna

for 802.11a/b/g Version 1

TH-2458

H-PLANE FIELD PATTERNS for 5G

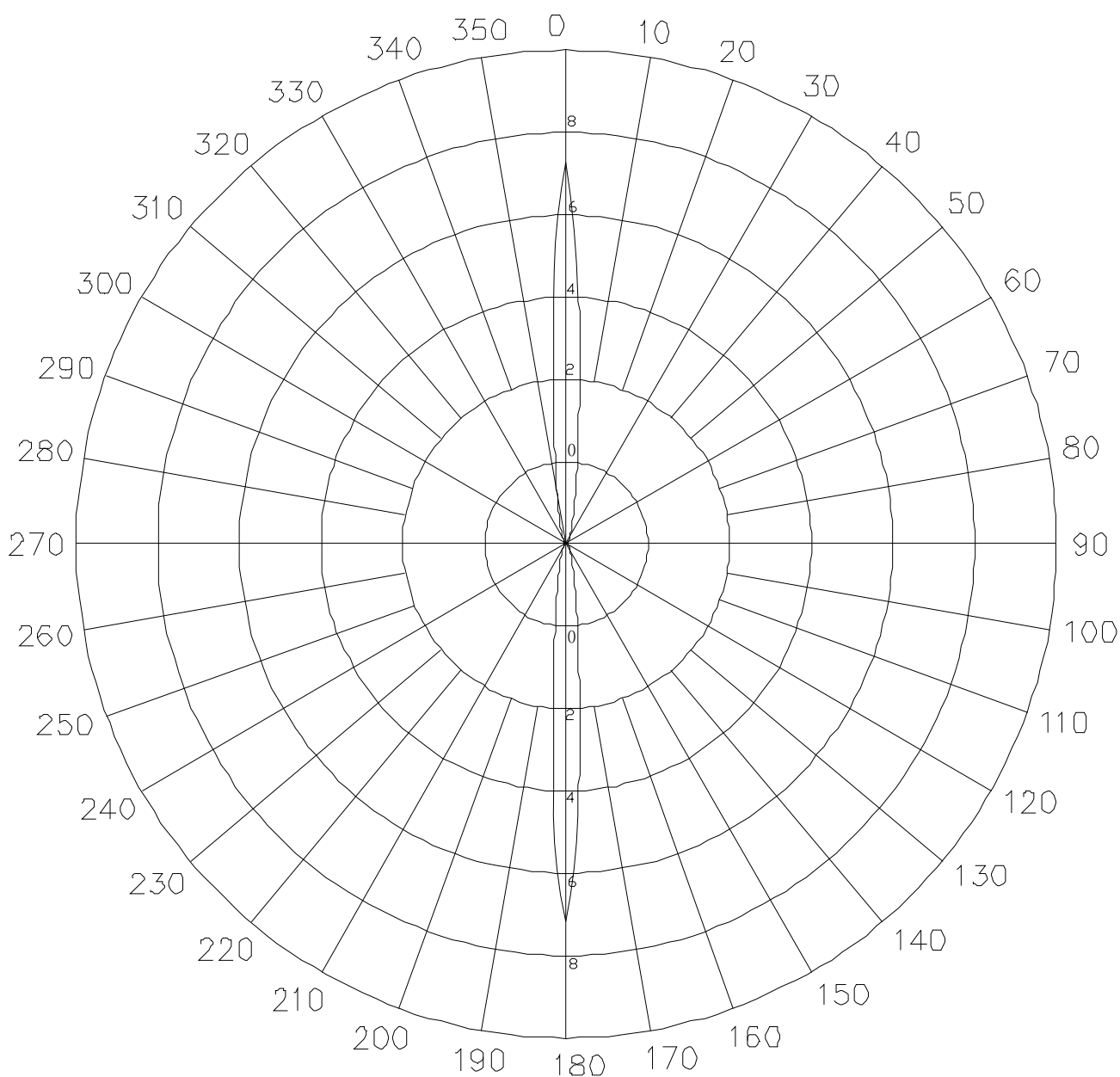


Omni Directional Antenna

for 802.11a/b/g Version 1

TH-2458

E-PLANE FIELD PATTERNS for 5G



Omni Directional Antenna

for 802.11a/b/g Version 1

TH-2458

