

# Directional Panel Antenna

for 2.4~2.5GHz

Version 1

TP-2412

## Electrical Specification:

Frequency	2.4~2.5GHz
Part Number	TP-2412
Polarization	CP
V.S.W.R.	1 : 1.5 Max
Impedance	50 OHMS $\pm 5 \Omega$
Gain	12 dBi
Power handling	10W Max
Front to back ratio	20dB
HPBW / horizontal	50°
HPBW / vertical	30°
Rated Wind	3.0 lbs. (1.4 kg)
Operating Temperature	-20°C~60°C

## MECHANICAL SPECIFICATION

Connector Type	N Type Female
Length	215*90*30mm
Weight	510g
Radome color	Gray-white
Radome material	PC and ABS

# Directional Panel Antenna

## for 2.4~2.5GHz

Version 1

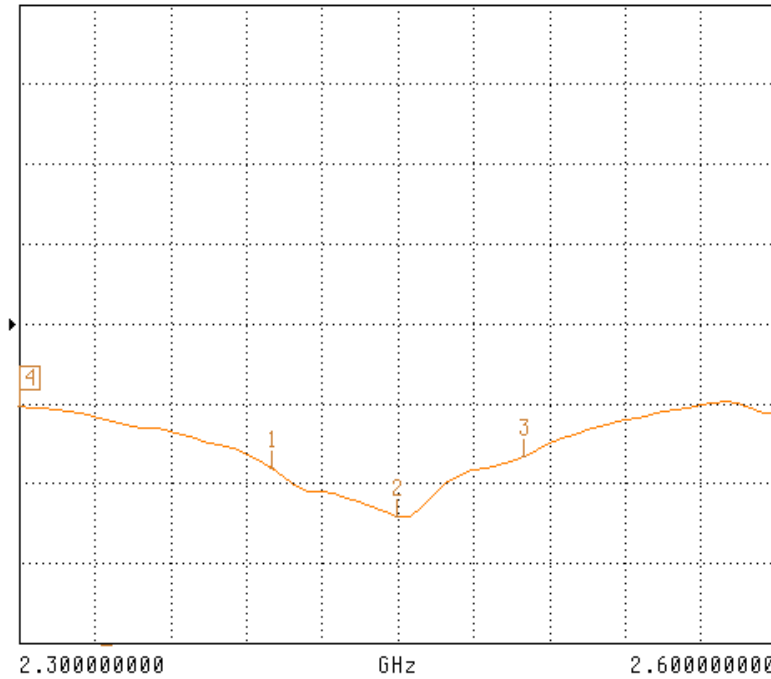
### TP-2412

S11 FORWARD REFLECTION

LOG MAGNITUDE

REF=0.000 dB

10.000 dB/DIV



CH 1 - S11  
REFERENCE PLANE  
0.0000 mm

MARKER 4  
2.300000000 GHz  
-10.331 dB

MARKER TO MAX  
MARKER TO MIN

- 1 2.400000000 GHz  
-18.183 dB
- 2 2.450000000 GHz  
-24.285 dB
- 3 2.500000000 GHz  
-16.557 dB

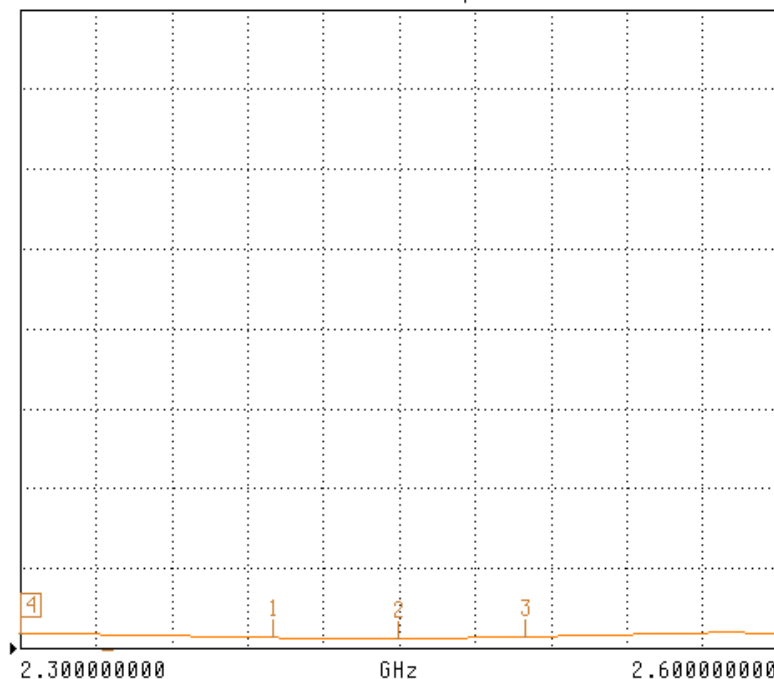
MARKER READOUT  
FUNCTIONS

S11 FORWARD REFLECTION

SWR

REF=0.000 pU

10.000 U/DIV



CH 1 - S11  
REFERENCE PLANE  
0.0000 mm

MARKER 4  
2.300000000 GHz  
1.879 U

MARKER TO MAX  
MARKER TO MIN

- 1 2.400000000 GHz  
1.282 U
- 2 2.450000000 GHz  
1.131 U
- 3 2.500000000 GHz  
1.348 U

MARKER READOUT  
FUNCTIONS

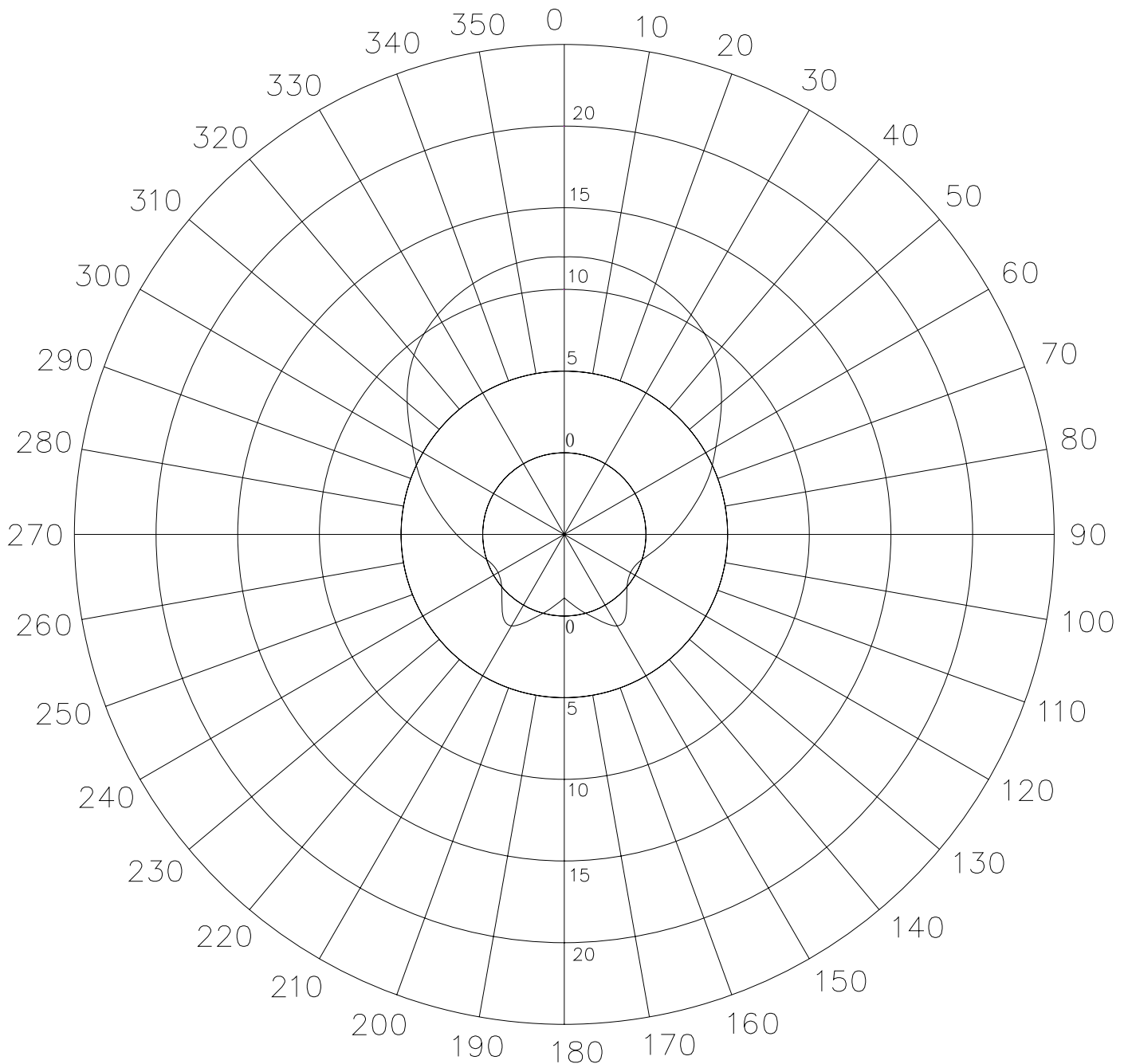
# Directional Panel Antenna

for 2.4~2.5GHz

Version 1

TP-2412

## H-PLANE FIELD PATTERNS



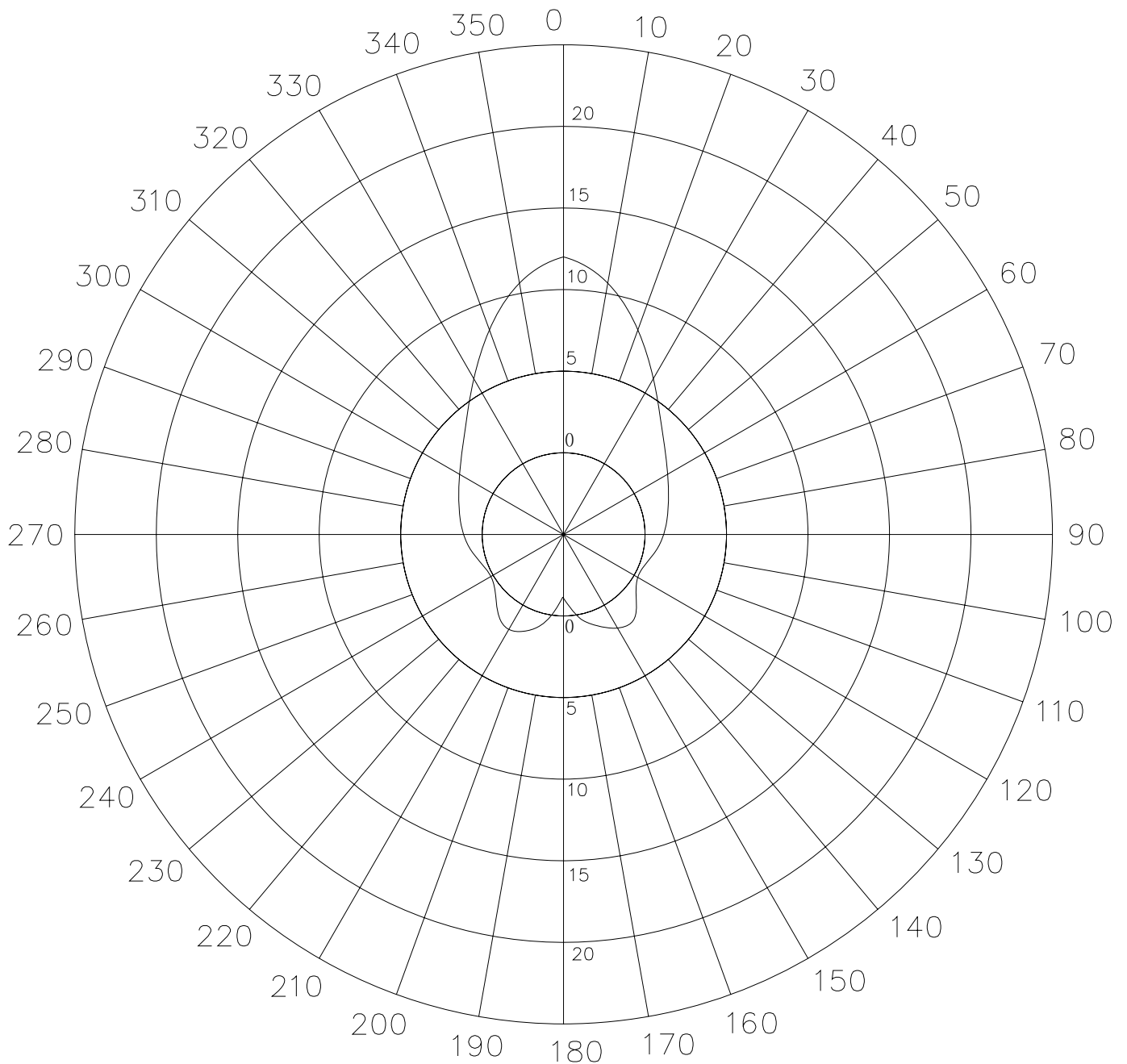
# Directional Panel Antenna

for 2.4~2.5GHz

Version 1

TP-2412

## E-PLANE FIELD PATTERNS


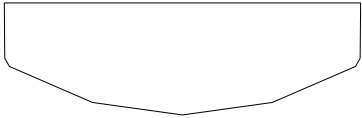


# Directional Panel Antenna

for 2.4~2.5GHz

Version 1

TP-2412



N TYPE FEMALE

