

Omni Directional Antenna

for 5.1~5.9GHz

Version 1

TH-518

Electrical Specification:

Frequency	5.1~5.9GHz
Part Number	TH-518
Polarization	Linear
V.S.W.R.	1 : 1.3 Max
Impedance	50 OHMS $\pm 5\Omega$
Gain	9 dBi
Power handling	15W Max
Front to back ratio	N/A
HPBW / horizontal	360°
HPBW / vertical	10°
Rated Wind	3.0 lbs. (1.4 kg)
Operating Temperature	-20°C~60°C

MECHANICAL SPECIFICATION

Connector Type	N Type Male
Length	φ 35 x 400mm
Weight	175g
Radome color	white
Radome material	glass fiber

Omni Directional Antenna

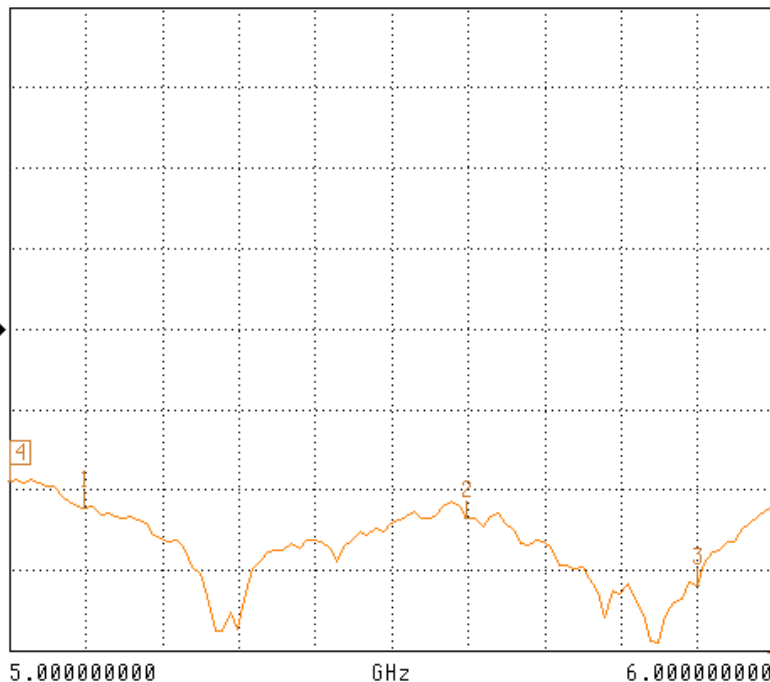
for 5.1~5.9GHz

Version 1

TH-518

S11 FORWARD REFLECTION

LOG MAGNITUDE REF=0.000 dB 10.000 dB/DIV



CH 1 - S11
REFERENCE PLANE
0.0000 mm

MARKER 4
5.000000000 GHz
-18.892 dB

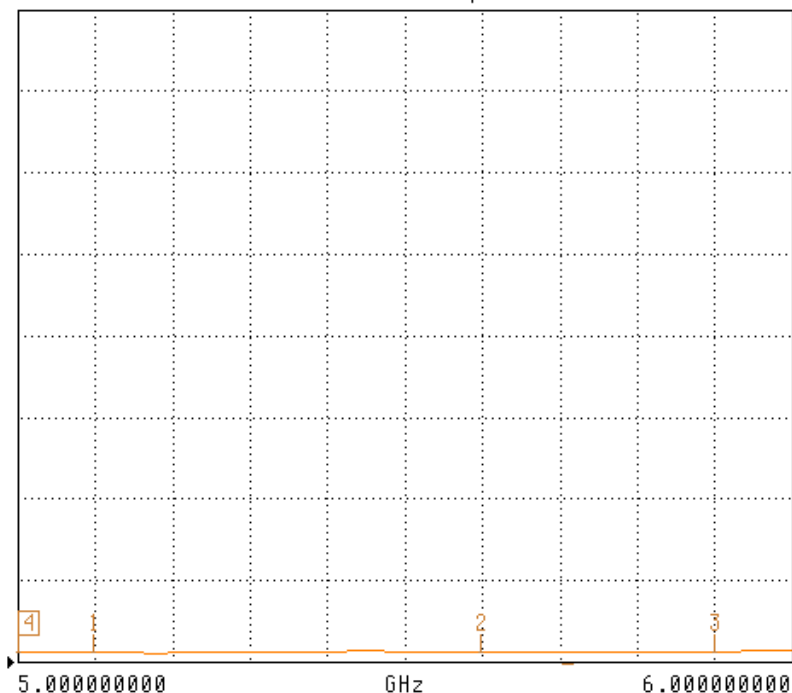
MARKER TO MAX
MARKER TO MIN

- 1 5.100000000 GHz
-22.226 dB
- 2 5.600000000 GHz
-23.600 dB
- 3 5.900000000 GHz
-32.009 dB

MARKER READOUT
FUNCTIONS

S11 FORWARD REFLECTION

SWR REF=0.000 pU 10.000 U/DIV



CH 1 - S11
REFERENCE PLANE
0.0000 mm

MARKER 4
5.000000000 GHz
1.157 U

MARKER TO MAX
MARKER TO MIN

- 1 5.100000000 GHz
1.173 U
- 2 5.600000000 GHz
1.150 U
- 3 5.900000000 GHz
1.196 U

MARKER READOUT
FUNCTIONS

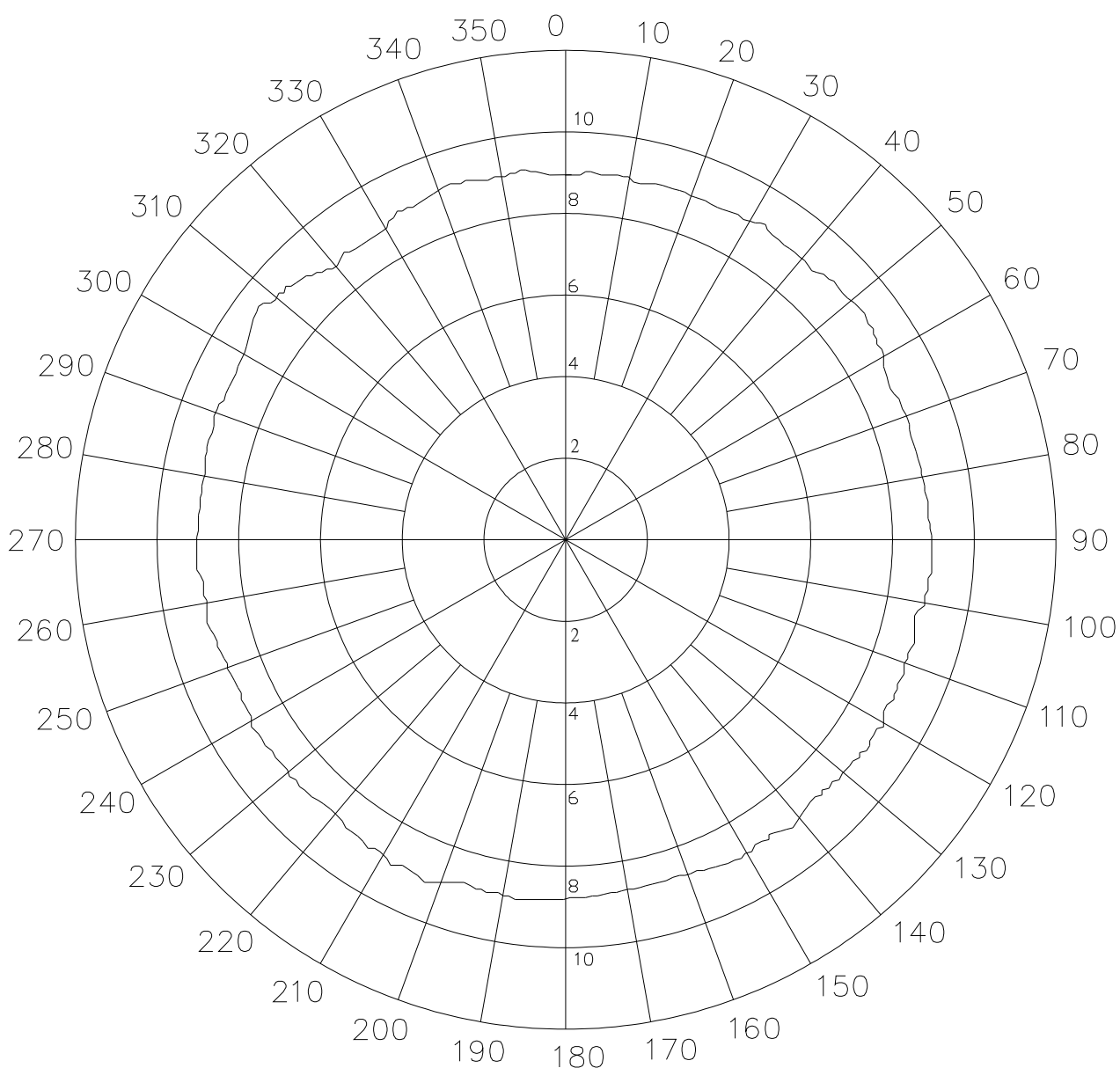
Omni Directional Antenna

for 5.1~5.9GHz

Version 1

TH-518

H-PLANE FIELD PATTERNS



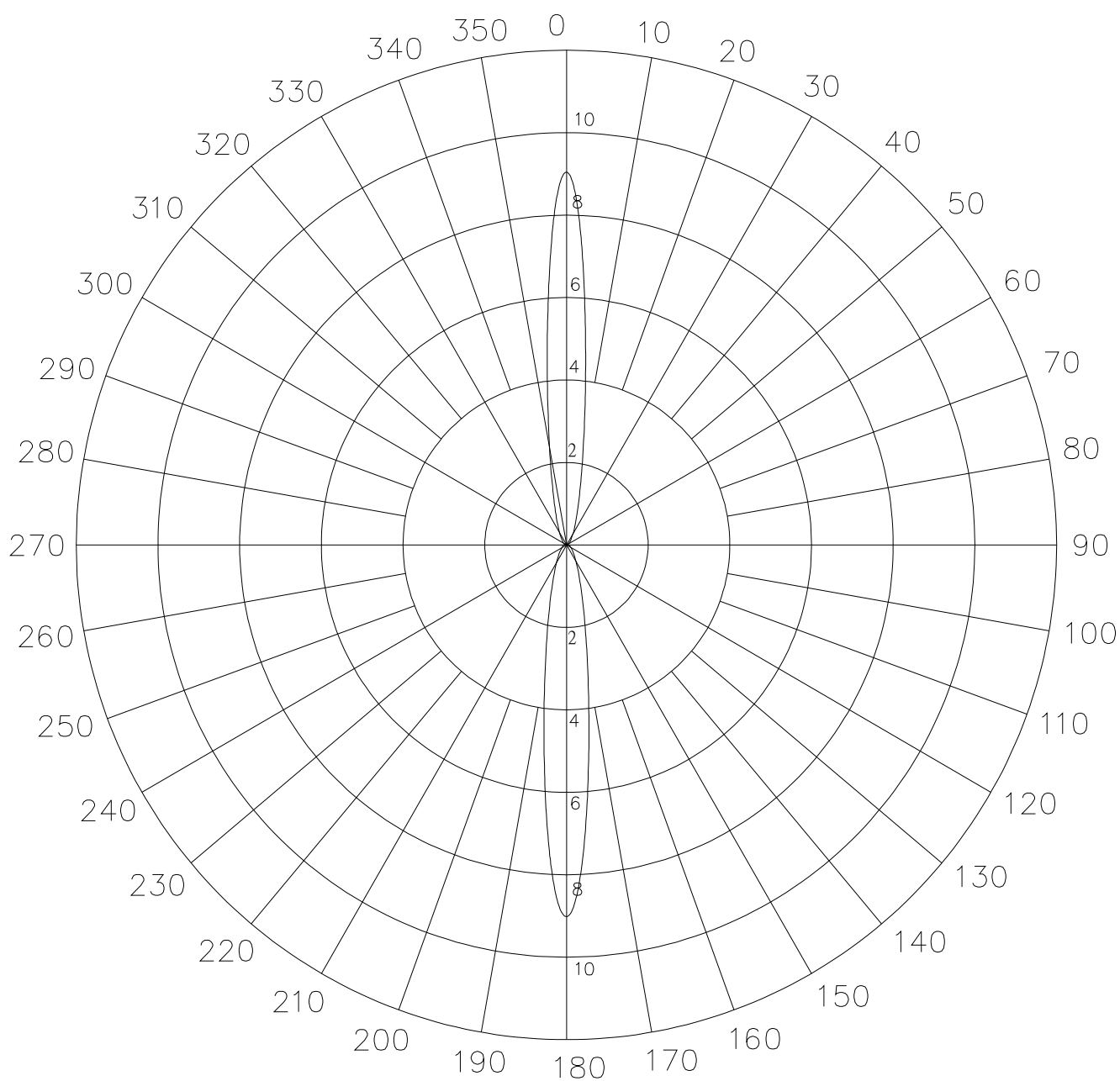
Omni Directional Antenna

for 5.1~5.9GHz

Version 1

TH-518

E-PLANE FIELD PATTERNS



Omni Directional Antenna

for 5.1~5.9GHz

Version 1

TH-518

